


DUAL OUTPUT



TYPICAL APPLICATIONS

- Charges Lead Acid batteries
- Optimally designed for batteries up to 25 Ampere Hours

KEY FEATURES

- Temperature compensation
- Three stage charger
- Dual LED displays for charging status
- Dual battery charger
- Dual independent battery charging
- Output can be combined in parallel
- Unattended charging

OPERATIONAL CHARACTERISTICS

- Three stages of operation
 - **Bulk charge mode** – replaces 80% of the charge to the battery from a discharged state – 6 hour time limit
 - **Absorption mode** – a tapering current replacing the final 20% of the charge to the battery – end current is a pre-programmed value
 - **Float mode** – maintains the battery's float voltage.

COMPATIBLE CABLE ACCESSORIES

- **4005** Marine Polarized
- **4010** Motorcycle Ring
- **4020** Battery Clips
- **4030** Cigarette, Lighter Out

CHARGER SPECIFICATIONS

Model No: PC-300
AC Input Range: 110 VAC to 130 VAC; 60Hz "or" 220 VAC; 60Hz
Battery Charge Voltage (per output): 6 VDC, 12 VDC & 24 VDC (factory set)
Battery Charge Current (per output): <ul style="list-style-type: none"> • 0.2 to 2.0 Amps at 6 VDC & 12 VDC (factory set) • 0.2 to 1.5 Amps at 24 VDC (factory set)
Charger Power Out (per output): 50 Watts maximum
Battery Connection: See compatible cable accessories
Led Indicators (per output): <ul style="list-style-type: none"> • Solid green LED - No battery connected, charger on • Solid yellow LED – Charging • Solid green LED – Battery connected, float charge mode • Solid red LED – Battery VDC less than 5.0VDC or connected in reverse
Weight: 4.2 lbs. (1.9 Kg)
Dimensions: 7" x 3 1/2" x 2 1/2" H (13cm x 9cm x 6.5cm)
Mounting: 4 each #6 screws
Recommended Battery Charging Temp: 10° C to +27° C (50°F to +80°F)
Operating Temp: 0° C to +50° C (32°F to +122°F)
Storage Temp: -40° C to +70° C (-40°F to +158°F)
Humidity: 95% relative
Color: Black, anodized
Exterior Housing: Extruded aluminum body, polycarbonate end caps
Harmonized Tariff Code: 8504.40.9550

CHARGES THE FOLLOWING BATTERIES

- Flooded/wet lead acid batteries
- Valve Regulated Lead Acid (VRLA) batteries
- GEL lead acid batteries

CHARGER PART NUMBER DETERMINATION

- The PC-300 specific part number can be configured and ordered using the following
 - **PC-300-N/M-P**
 - Where **N** is the nominal battery voltage
 - Where **M** is the initial charge current in Amps
 - Where **P** is the input VAC (110 or 220)



DATA SHEET
BATTERY CHARGER
LEAD ACID
PC-300

OPERATING SPECIFICATIONS (per output)

Model No. (110 VAC)	PC-300-6/750-110	PC-300-6-110	PC-300-12/450-110	PC-300-12/750-110	PC-300-12-110	PC-300-24-110	PC-300-24/1.5-110
Bulk Charge Current	0.75 Amps	1.5 Amps	0.45 Amps	0.75 Amps	1.5 Amps	1.0 Amps	1.5 Amps
Bulk charge Voltage Range	5.0 to 7.0 VDC	5.0 to 7.0 VDC	10.0 to 14.0 VDC	10.0 to 14.0 VDC	10.0 to 14.0 VDC	20.0 to 28.0 VDC	20.0 to 28.0 VDC
Absorption Mode Current	0.70 to 0.25 Amps	1.4 to 0.5 Amps	0.45 to 0.25 Amps	0.70 to 0.25 Amps	1.4 to 0.5 Amps	1.0 to 0.25 Amps	1.5 to 0.5 Amps
Absorption Mode Voltage Range	7.0 to 7.25 VDC	7.0 to 7.25 VDC	14.0 to 14.5 VDC	14.0 to 14.5 VDC	14.0 to 14.5 VDC	28.0 to 29 VDC	28.0 to 29 VDC
Float Voltage	6.9 VDC	6.9 VDC	13.8 VDC	13.8 VDC	13.8 VDC	27.6 VDC	27.6 VDC
AC Input Range	110 to 130 VAC / 60 Hz	110 to 130 VAC / 60 Hz	110 to 130 VAC / 60 Hz	110 to 130 VAC / 60 Hz	110 to 130 VAC / 60 Hz	110 to 130 VAC / 60 Hz	110 to 130 VAC / 60 Hz
Charger Power Out	6 Watts	12 Watts	7 Watts	12 Watts	22 Watts	30 Watts	45 Watts

*** Other Configurations Available**

Model No. (220 VAC)	PC-300-6/750-220	PC-300-6-220	PC-300-12/450-220	PC-300-12/750-220	PC-300-12-220	PC-300-24-220	PC-300-24/1.5-220
Bulk Charge Current	0.75 Amps	1.5 Amps	0.45 Amps	0.75 Amps	1.5 Amps	1.0 Amps	1.5 Amps
Bulk charge Voltage Range	5.0 to 7.0 VDC	5.0 to 7.0 VDC	10.0 to 14.0 VDC	10.0 to 14.0 VDC	10.0 to 14.0 VDC	20.0 to 28.0 VDC	20.0 to 28.0 VDC
Absorption Mode Current	0.70 to 0.25 Amps	1.4 to 0.5 Amps	0.45 to 0.25 Amps	0.70 to 0.25 Amps	1.4 to 0.5 Amps	1.0 to 0.25 Amps	1.5 to 0.5 Amps
Absorption Mode Voltage Range	7.0 to 7.25 VDC	7.0 to 7.25 VDC	14.0 to 14.5 VDC	14.0 to 14.5 VDC	14.0 to 14.5 VDC	28.0 to 29 VDC	28.0 to 29 VDC
Float Voltage	6.9 VDC	6.9 VDC	13.8 VDC	13.8 VDC	13.8 VDC	27.6 VDC	27.6 VDC
AC Input Range	220 VAC / 60 HZ	220 VAC / 60 HZ	220 VAC / 60 HZ	220 VAC / 60 HZ	220 VAC / 60 HZ	220 VAC / 60 HZ	220 VAC / 60 HZ
Charger Power Out	6 Watts	12 Watts	7 Watts	12 Watts	22 Watts	30 Watts	45 Watts

*** Other Configurations Available**

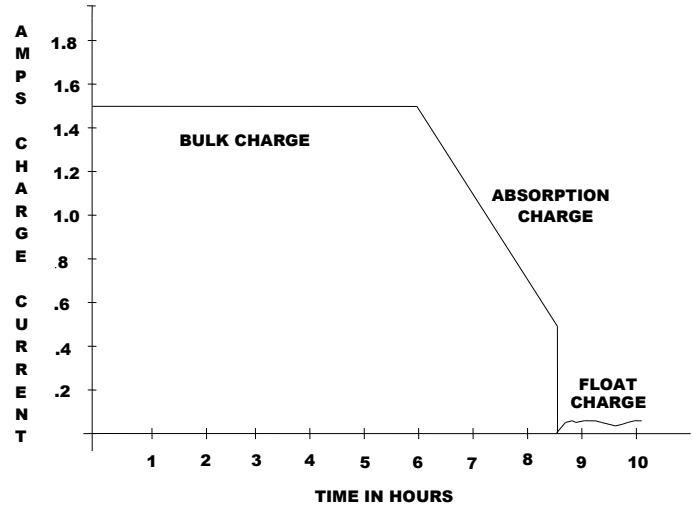
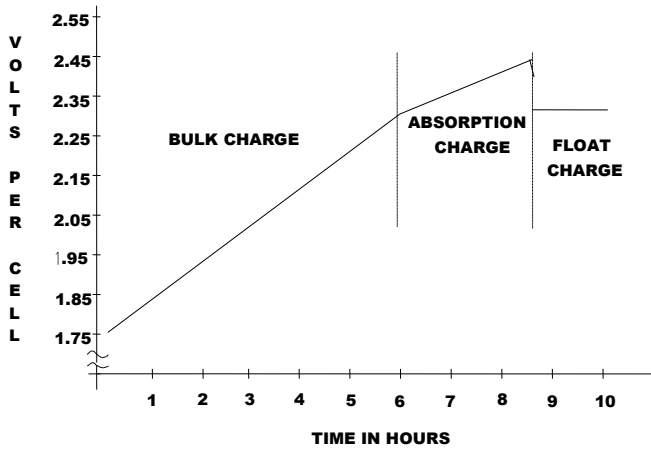
TYPICAL VOLTAGE CURVE

TYPICAL CURRENT CURVE





DATA SHEET
BATTERY CHARGER
LEAD ACID
PC-300



PATCO Electronics | division of Creating Technology Solutions, LLC

5250 140th Avenue North | Clearwater | Florida | 33760

Tel 727-914-3001 | Fax 727-914-3342 | www.patcoelectronics.com | PATCO CAGE Code: 03UN7

Minority Owned, Woman Owned, Small Business, WOSB/EDWOSB Certified

©2013-2017 Creating Technology Solutions | All information subject to change without notice | May 2017 | R-02

The information contained herein is for reference only and does not constitute a warranty of performance

ISO 9001:2008

